



Troop 81 E-Mail News

June 23, 2009

VOLUME 4, NUMBER 20

Troop Meeting June 25th, 2008

*Flags will be done by **Moose Patrol**, who should arrive early and stay late for set-up/take-down duties.*

Class B Uniforms are worn for the summer.

Hats & belts are still part of the uniform.



REMEMBER!

**Have
your SCOUT
pack
his own gear
HIMSELF!**

SPECIAL SUMMER CAMP ISSUE

This week's newsletter will focus on final preparations for summer camp only. Please read through things carefully WITH your son – bring any final questions you might have to this Thursday's meeting.

We have, on the next several pages, separate areas dedicated to:

- Packing
- Departure & Transportation
- Emergencies
- Money
- Medications
- Uniforms
- Writing letters
- Parents attending camp



THIS PAST WEEK'S Troop Announcements

- You have already started mailing letters to your Scouts, right?
- Read back through Mrs. Fosler's last-minute email reminders regarding summer camp, especially noting your Merit Badge requirements.
- Thanks to those who helped with the Alhambra picnic.
- Thanks to those who helped with the Flag Ceremony.
- There are 2 Eagle Ceremonies coming up: Pat O' on July 11th and CB on July 12th – invitations have been mailed – please refer to our last and/or next newsletter for details.
- Label EVERYthing! ☺



SUMMER CAMP PREPARATION!!!

PACKING:

- Gear must fit within a pack/duffle (or two, if small) and weigh less than 50 lbs.
- Nothing should be hanging from or be attached to the pack/duffle – all shoes, sleeping bags, water bottles hanging loose on the outside will be cut off!
- Sleeping bags may be packed separately (either in another small duffle, or left loose – must have name on the exterior of everything!).



CLOTHING

Class A Scout shirt
Neckerchief AND slide/bolo
Troop 81 hat
Scout belt
Hiking boots – must wear on bus
OA Sash – if applicable

2 – Troop 81 Class B t-shirts
2 – Pair long pants
2 – Pair shorts
6 – Pair socks
6 – Pair underwear
Swim trunks
Camp shoes – e.g., gym shoes
Rain gear
Sweatshirt or fleece
Jacket

OPTIONAL CLOTHING

Extra t-shirt – but must wear Class B outside of camp
Flip Flops for shower
Sleeping clothes

CAMPING GEAR

Sleeping bag
Duffle bag/backpack
Mess kit & Utensils & Drinking mug
Water bottle – a MUST! – **pack it EMPTY!**
Flashlight & extra batteries
Pillow (optional)

PERSONAL

Fireman Chit card and Totin' Chip card
Non-aerosol insect repellent
Sunscreen
Personal first aid kit
Pocket knife (must have Totin' Chip card)
Watch – important! We're on Eastern time.
Scout handbook – a MUST!
Note pad – a MUST!
Pen and/or pencil – a MUST!
Merit Badge books & required pre-work
Spending money – see notes below on \$\$\$

PERSONAL TOILETRIES

Shampoo & soap – wet Wednesday!
Washcloth
Toothbrush & toothpaste
Tissue or handkerchief
Comb
Laundry bag – stuff sack, plastic bag, etc
2 Towels – 1 for waterfront & 1 for shower
Medications – see separate notes below

OPTIONAL PERSONAL ITEMS

Fishing gear -
Camera & film – disposables are great
Foam pad to put on cot
Compass
Mosquito netting and poles
Camp stool
Sleeping bag liner or sheet

PACKING, CONTINUED:

- Mosquito netting poles should be individually labeled, bound together securely with duct tape, and will be loaded into the trailer separately.
- Lay out everything on the floor BEFORE you pack.
- Take a permanent marker and label EVERYTHING before you pack.
- Important: Have your son pack his own gear, not you.
- Do NOT pack food items of ANY kind. The smell of food items will attract wild animals into your son's tent. This generally will occur in the middle of the night. When wild animals are startled, they can and will bite to protect themselves. Even food sealed in foil, plastic, or paper wrappers will generate a smell and attract these animals.
- Do NOT pack filled water bottles. All Nalgens in your pack/duffle should be empty.


PRE-DEPARTURE:

- NO food is allowed on the bus, so plan accordingly with a substantial breakfast.
- Scouts may bring a small backpack on the bus with personal items.
- Water is the only drink allowed on the bus.
- All Scouts must be wearing their hiking boots to board the bus.
- Pack a sack lunch not requiring refrigeration, to be eaten upon arrival at camp (~1pm).
- Label the sack lunch with Scout's name.



DEPARTURE & TRANSPORTATION:

- Meet at the Hill parking lot at **6 am** for loading the trailers.
- We have ~100 attending, including parents/leaders, so you will need to be prompt to ensure our 6.30 departure time.
- Do not turn up at 6.29 am; get there at 6 am, please, for loading!
- Scouts AND adults ride the busses together. If adults drive separately (you must clear with Mr. Maurer or Mr. Harrington, first), gas expenses are on your own and will not be reimbursed. We only need a very few drivers at camp. Having fewer drivers is a matter of safety, especially for the ride home after a long week at camp.
- Hiking boots MUST be on your feet in the parking lot to board the bus. It is a long drive up to Owasippe by yourself if you have forgotten to wear your boots – the bus will not wait for you to go home and get them.
- All Scouts and leaders in Class A uniform to travel on bus.
- All parents attending should wear Class B shirts to travel.
- Electronic devices are prohibited at Owasippe and will be confiscated. Use on the bus is at the scout's own risk and is not encouraged. Cell phones are prohibited at camp and will be confiscated – do not send!
- Scouts may bring a small backpack on the bus.
- Only water allowed on the bus to drink – no food of any kind.
- Give medication bags (see next page for details) to Mr. Loback.
- Give lunch & spending money (see next page for details) to Mr. O'Brien.
- The only rest stop is the Michigan Stateline border. Drink accordingly!



EMERGENCIES:

- If there is an emergency in camp, please make sure we have the necessary phone numbers to contact you. These should have been on the permission slip.
- If YOU have an emergency and need to contact us or your son, please contact the Owasippe office at 231-894-4061.
- Let the office know your son's name...we are Troop 81, camping at Camp Blackhawk (GO!), sites 2 and 3.
- Cell phone service is spotty within the camp. If you want to try Mr. Harrington's cell phone to leave a message, he will get back to you when he can get service: 630-707-0200.
- Contact your son's leader for his cell phone, if you feel you need that as well.



MONEY:

- Your son will need \$8-10 for lunch on our return trip.
- Scouts may also bring spending money for trading post items. Scouts attend a 'local' trading post in camp, and the larger, main trading post on Friday.
- Lunch money should be put in a small sealed envelope, labeled "Lunch Money", and also labeled with your son's name and patrol.
- Spending money should be in a larger envelope separate from his lunch \$, labeled with your son's name and patrol.
- Put smaller lunch \$ envelope inside the larger spending \$ envelope, so they're together, and hand entire package to our "Banker" in the Hill parking lot at departure.
- Put any restrictions on how the scout can spend (i.e., only \$5 per day) on the outside of the spending \$ envelope as a reminder to your scout. But remember this is your son's chance to show responsibility and learn to manage his own money. Leaders will not look inside envelopes nor count the money.
- Mr. O' Brien is in charge of the "bank". He opens it each day and scouts can pick up their money from him, and later return unused money to him. Scouts should not keep money in their pockets, but return unused money each day to Mr. O'Brien.
- On departure day, Mr. O' Brien will "liquidate" the bank and hand all \$ back to the appropriate scouts.



MEDICATIONS:

- We've talked about this before. Here is the link to the medication card you need to fill out: [Troop 81 Medication Card](#)
- Keep all medications (even over-the-counter) in ORIGINAL packaging and place in a Ziplock bag with the medication card.
- Include any instructions. Put name on outside of Ziplock bag.
- Give entire bag to Mr. Ray Loback in the parking lot before departure.



- The only medications scouts may self-administer and keep with themselves are inhalers.
- Refrigeration is available – contact us if you require this.
- Mr. Loback will be at camp to administer medications per the instructions on the medication card.
- Let Mr. Harrington know (in confidence) of any medical and/or behavioral issues. It is preferred to “not be surprised” at camp, and to learn of these beforehand.

UNIFORMS:


- Class A uniform MUST be worn on the busses (including tie/slide/bolo so we know you have it).
- FULL Class A uniform MUST be worn to dinner at Owasippe each evening, including slides/bolos.
- TIP: Attach neckerchief to one side of Class A shirt collar with safety pin, and show Scout how to slide other end of scarf in/out to keep it all together.
- Packing a hanger may remind your Scout to keep his uniform shirt neat.
- Class B shirts and Troop 81 hats MUST be worn when scouts leave our Troop campsite. This is for YOUR SON’S SAFETY and WILL be enforced.
- Scouts going to the waterfront MUST wear their Class B shirt. During the Sunday swim test (ALL scouts attend), there will be 79 red shirts on the fence - you get the picture: LABEL THOSE SHIRTS!




WRITING LETTERS:

- ALL Scouts like to receive mail! Even if the parent is attending Owasippe, be sure to mail letters so ALL scouts receive mail at mail call!
- Here’s how you should address your letters:

Your Scout’s Name, Troop 81
 Section Camp: Blackhawk
 Site Number: 2 & 3
 Owasippe Scout Reservation
 9900 Russell Road
 Twin Lake, MI 49457



- Do NOT send candy or food of any kind.
- Money should not be mailed to camp.
- You can start mailing NOW...and don’t send anything after Tuesday, June 30th.



AND...finally, please read the small print especially for parents, on the next pg...

PARENTS!

- You pack using the same method and same gear list.
- Label EVERYTHING, just like your Scout did!
- You ride the bus with the scouts.
- You *will* be working – do not expect to sit in camp and read, etc.
- You are expected to wear your red shirts in/around camp.
- Showers are available. Flush toilets, too!
- Be prepared to get dirty this week, tho!
- There is no air conditioning at camp...and none on the busses either.
- Michigan is 1 hour ahead of Illinois time. Our day starts at 6 am (so 5 am IL time)...we have flag ceremony each morning...then breakfast ~8.15...after lunch, from 1-2 pm is "shoes-off" time in the entire camp... dinner is at 5.30 pm...6.30-9 pm is games time.
- 2 adults rotate to sleep in a central tent in the middle of the camp site, and these 2 adults are on night duty for our site. Other adults sleep in tents separate to the boys' sleeping area.